

**EOY School Improvement Summary
School Year Ending 23-24
School Year Entering 24-25
Northridge Middle School**

Demographics:

Currently, we have 743 active students at Northridge. We have 11% active SPED students, 6% ELL students, and a 50% free and reduced lunch population for the 2023-2024 school year. These subgroups come from a school population of 67% Caucasian, 17% Hispanic, and 8% of two or more races.

Assessment Data:

<u>2022-23 ACT Aspire Summative Data</u>	<u>2022-23 ACT Aspire Summative Data</u>
<ul style="list-style-type: none">● Reading<ul style="list-style-type: none">○ 6th-8th Grade = 45%○ State Average = 41%	<ul style="list-style-type: none">● Math<ul style="list-style-type: none">○ 6th-8th Grade = 59%○ State Average = 41%

Analysis of Assessment Data:

The Lead Team Identified the following needs based on the data above and other data such as ESSA Data, Student Data (Attendance, Grades, Discipline, Technology at home), ACT Aspire Scores, Phonics Inventories, IEP, 504 Conferences, Dyslexia Interventions.

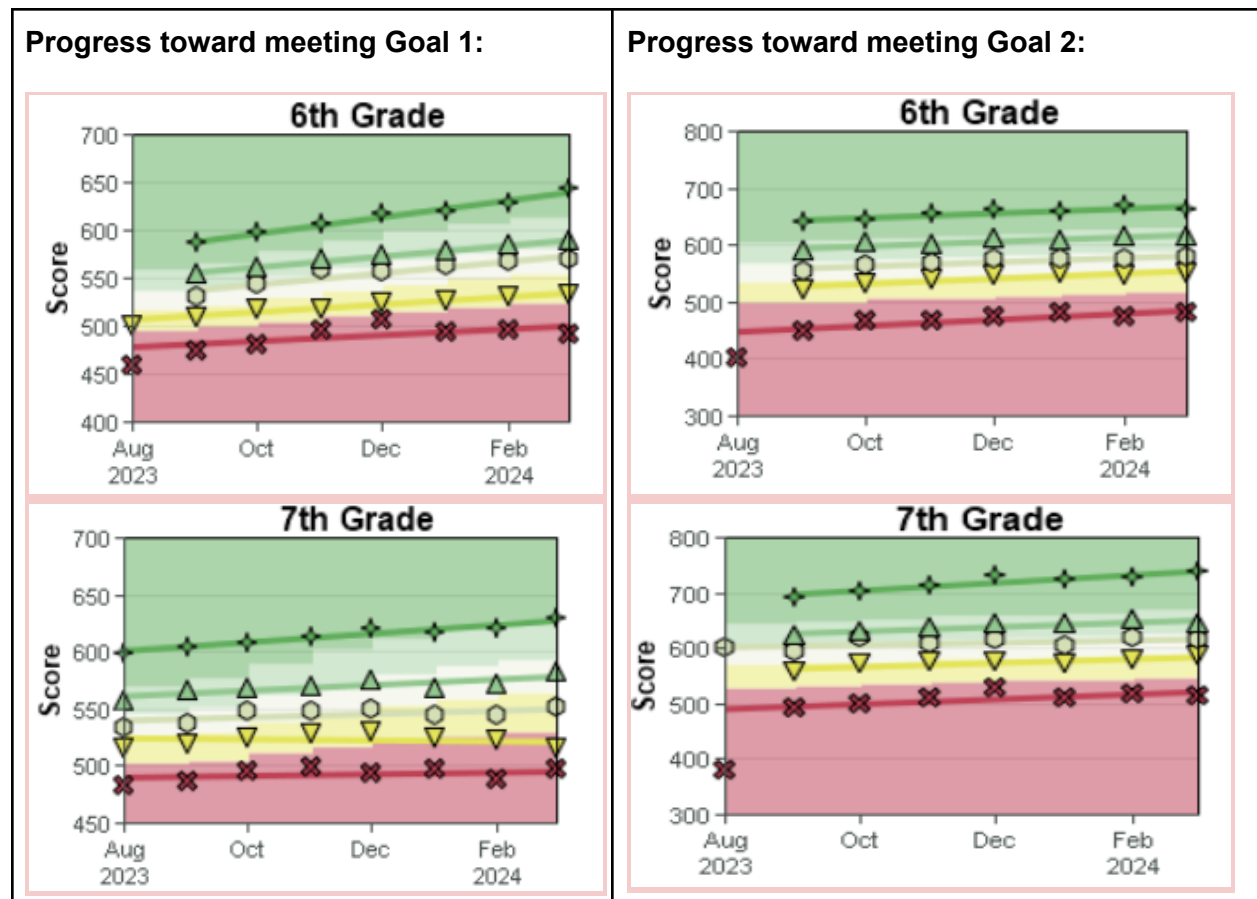
Goals:

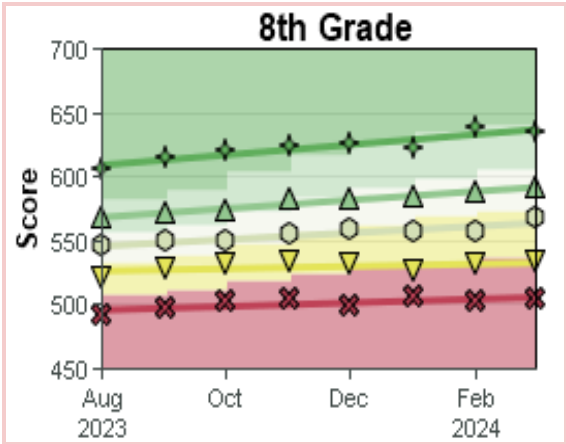
- **Goal 1:** All students at Northridge Middle School will show improvement in math achievement.
- **Goal 2:** All students at Northridge Middle School will show progress in reading achievement.
- **Goal 3:** All students with disabilities will demonstrate increased student success in math, science, and reading.

Actions:

- Math and Literacy teachers will continue to refine essential skills and continue to create and evaluate common formative assessments collaboratively with BTMS.
- Provide opportunities each quarter for math and literacy teachers to analyze common formative assessment data to drive future instruction.
- Provide professional development to specifically address effective *Science of Reading* lessons and activities.
- Provide professional development for reading and math teachers to vertically align with grade level teachers above and below.
- Provide professional development to specifically address effective co-teaching planning, preparation, and teaching.
- Provide professional development for English Language Learner classroom strategies.
- Increase in percentage of student reading on grade level as indicated by ESSA School Quality Index Indicator "Percentage of Students Reading on Grade Level".
- Students will show improvement in math as indicated by the percentage of students scoring ready and exceeding.

Monitoring and Evaluation:





Range for Level:
 5 ■ 4 ■ 3 ■ 2 ■ 1 ■

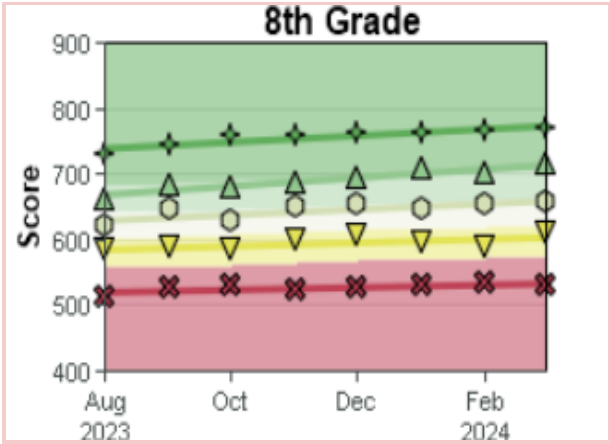
Trendline for Level:
 5 — 4 — 3 — 2 — 1 —

Monthly Average by Level:
 5 + 4 ▲ 3 ● 2 ▼ 1 ✖

No Level:
 Monthly Average ▲
 Trendline —

Each grades' specific achievement level- the trend lines show a gradual increase.

(Istation Math Growth by Grade Level)



Range for Level:
 5 ■ 4 ■ 3 ■ 2 ■ 1 ■

Trendline for Level:
 5 — 4 — 3 — 2 — 1 —

Monthly Average by Level:
 5 + 4 ▲ 3 ● 2 ▼ 1 ✖

No Level:
 Monthly Average ▲
 Trendline —

Each grades' specific achievement level- the trend lines show a gradual increase.

(Istation Reading Growth by Grade Level)

Progress toward meeting Goal 3: Students with disabilities. (Reading and Math)

- 6th Grade
ISIP Reading Score Average Growth from September-March = **13.9 pts**
- 7th Grade
ISIP Reading Score Average Growth from September-March = **26.9 pts**
- 8th Grade
ISIP Reading Score Average Growth from September-March = **21.8 pts**

(Istation Reading Growth by Grade Level)

- 6th Grade
ISIP Math Score Average Growth from September-March = **21.8 pts**
- 7th Grade
ISIP Math Score Average Growth from September-March = **3.7 pts**
- 8th Grade
ISIP Math Score Average Growth from September-March = **10.1 pts**

(Istation Math Growth by Grade Level)

Literacy Plan:

Disciplinary Literacy will be implemented in all content areas

- **Implementation**
 - Building Wide- word walls, vocabulary, fluency, writing, morphology, phonics
 - English Teachers focus on word study,
 - PD each year
 - Shared LiveBinder from the state assessor training
- **Monitoring**
 - Lesson Plans
 - Principal walk-throughs and evaluations
- **Professional Development**
 - Science of Reading
 - Teacher-led PD
- **Parent Involvement**
 - Parents involved in any class placement or intervention pertaining to reading
 - Parents provided information about reading scores and components
- **Evaluation**
 - Common formative assessment analysis
 - ATLAS Summative ELA Scores
 - ATLAS Interim ELA Scores
 - Teacher Formative and Summative Assessments
 - Reading Inventories